


ST. EDWARD'S[®]
UNIVERSITY

Austin Coding Academy
at St. Edward's University

COURSE GUIDE



01

OVERVIEW



02

TRACK STRUCTURE



03

COURSE BREAKDOWN



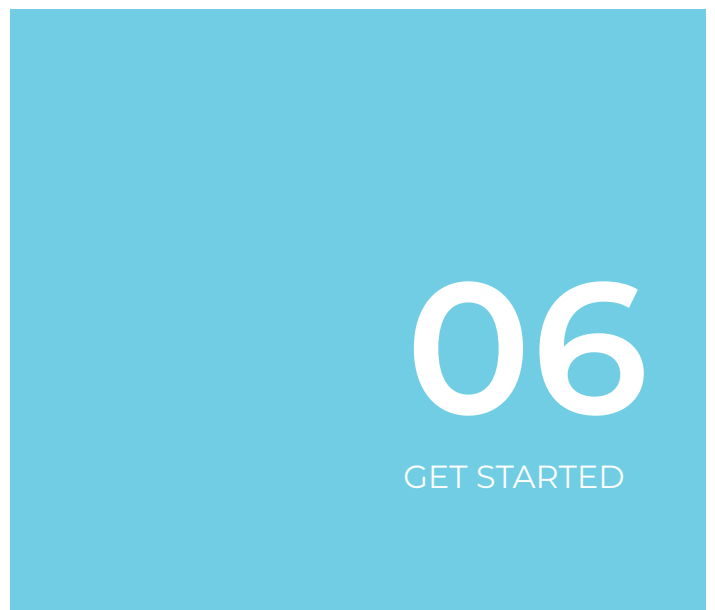
04

JOB PLACEMENT



05

TUITION & FINANCING



06

GET STARTED

01

OVERVIEW



At Austin Coding Academy-St. Edward's University, we are dedicated to providing you with a high quality and practical web development education that will fully prepare you to get a job as a software developer when you graduate. Beyond our innovative curriculum, (which you can read about in this guide), there are three key things that set ACA-St. Ed's apart:



Flexible Schedule

Our program is built to work around your schedule. Part-time evening classes allow you to keep your day job and continue to support yourself while launching your new career. Outside of class, we provide unlimited tutoring so you can get help and support whenever you need it.



Affordable Tuition

We work hard to make sure that our tuition is manageable. You are able to pay for an entire track up front and save, pay course-by-course, or finance with one of our partners. With the rising cost of education, we don't want tuition to be the barrier to your new career.



Job Placement

Preparing students for their first developer job is our number one priority. You'll build practical projects with help from professional developers, spend 4 weeks in our Job Placement Course, and get one-on-one attention from our Director of Job Placement.

Student Success is Our Number One Priority

02

TRACK STRUCTURE

FULL STACK WEB DEVELOPMENT TRACK STRUCTURE

Austin Coding Academy-St. Edward's University's Full Stack Web Development Track is a 10-month, part-time, in-person program that prepares students for careers in web development. Led by professional developers who work at tech companies in Austin, students will learn the ins and outs of web development through practical projects and peer collaboration.

The Full Stack Web Development Track consists of 5 total courses, lasting 36 weeks. You can take a look at the course timeline, program details, and a breakdown of the individual courses, below.

Course Timeline					
	Intro to Web	Language Basics	Back-End	Front-End	Job Placement
Timeline					
Weeks	1 - 8	9 - 16	17 - 24	25 - 32	33 - 36
Length	8 weeks	8 weeks	8 weeks	8 weeks	4 weeks

WHAT TO EXPECT

Schedule

- Classes meet twice weekly (M/W or Tu/Th) from 6:30 - 9:00 p.m.
- Expect to commit ~15 hours/week outside of class coding and learning

Classroom Experience

- Our classes utilize the "flipped classroom" approach. Learn what that means.
- Each class at ACA - St. Ed's is taught by an experienced, full-time web developer
- All ACA-St. Ed's students have access to unlimited tutoring outside of class hours

03

COURSE BREAKDOWN

FULL STACK WEB DEVELOPMENT COURSE BREAKDOWN

8 weeks

Web 101: Intro to Web Development

What you'll learn: Solidify your web development foundation by learning the fundamentals of building modern websites. Using HTML, CSS, and JavaScript you'll design and host responsive, interactive pages and learn how to pull, commit, and push changes using Git, a popular version control software.

Tech Specs:

HTML5 & CSS3
Version Control (Git)
Responsive Web Design
Dom & JavaScript Basics

8 weeks

JS 211: JavaScript Language Basics

What you'll learn: Begin your deep dive into the language of JavaScript using Node.js. You will learn to program and think like a coder by using functions, interacting with APIs, and performing unit testing, and more. You will leave this class with the ability to build terminal apps and fetch data from a remote API.

Tech Specs:

Object-Oriented Programming
Unit Testing (TDD)
Functional Programming
Remote APIs

8 weeks

JS 311: Back-End JavaScript (Node.js)

What you'll learn: Using Node.js, apply your Javascript skills to create dynamic back-ends to hold your app's data as well as host, manage and deploy your database. You will leave JS 311 being able to build your own API and database, authorize and authenticate users on your own API.

Tech Specs:

SQL Databases
Express.js & Node.js
Deploy Node Modules
Host/Manage Web Apps

8 weeks

JS 411: Front-End JavaScript

What you'll learn: In your final 8-week web development course you will learn advanced front-end methods, including building mobile apps. You will finish the program with both the skills to build a dynamic web application, and a fully functioning application of your own.

Tech Specs

Redux & Sagas
Webpack / Babel
Client-Side Routing

04

JOB PLACEMENT

JOB PLACEMENT COURSE

1 Course

4 Weeks

Writing code is only part of what it takes to be a successful web developer. At Austin Coding Academy-St. Edward's University we place an emphasis on developing the soft skills that developers need to be successful when building their online presence, going through the interview process, and receiving offers from employers. Our 4-week Job Placement Course focuses specifically on developing and practicing these skills.

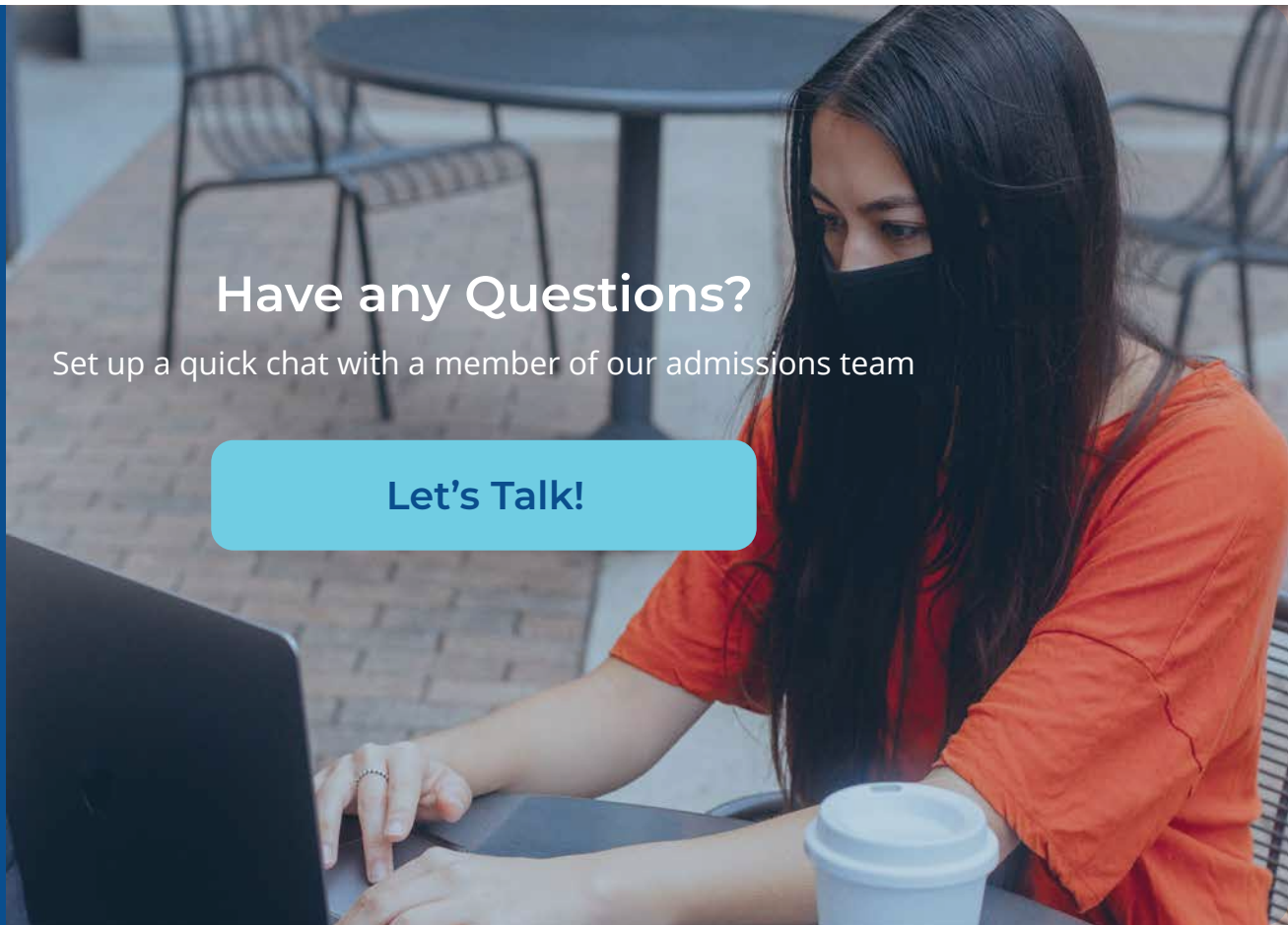
What You'll Cover:

- Resume Building
- Job-Finding Strategies
- Portfolio Support
- Networking Opportunities
- Technical Interview Prep
- Whiteboarding Practice

Have any Questions?

Set up a quick chat with a member of our admissions team

[Let's Talk!](#)

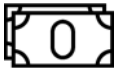


05

TUITION & FINANCING

TUITION OPTIONS

Pay Up Front and Save



Total Cost
\$10,960

Commit to your Full Stack Web Development education and save. If you're able to pay for your program tuition up-front, you'll save \$1,000 on the cost of the entire program. Rather than paying the full price for each course, you'll pay \$10,960. You are also able to take advantage of this reduced price if you choose to finance the entire program.

Pay Course-by-Course



Total Cost
\$11,960

We understand that not everyone is able to pay the full cost of tuition up-front. Learning web development is an investment in your future, and we're willing to help by allowing you to pay for the program as you go. Instead of paying the full amount at once, you can pay for each individual course (\$2,990) as you progress through the program.

Payment Plan



Total Cost
\$12,710

With our new payment plan option, you are able to make manageable bi-weekly payments towards the cost of your tuition. Make a \$490 deposit to enroll in class and pay \$235 every two weeks for two years with no interest and no penalty for paying early.

Outside Financing



ACA-St. Ed's is also able to accept a variety of outside financing options. Unfortunately, we are currently unable to accept the GI Bill or Federal Student Aid.

If you would like to find out if we can accept your outside financing option, contact our admissions team at info@austincodingacademy.com

[Visit Our Tuition Page](#)

06

GET STARTED

HOW TO APPLY

Ready to begin your new career? Getting started with our application process is quick and painless – and non-binding! Even if you haven't fully decided on Austin Coding Academy, we encourage you to start the process. Once you are accepted into our program, we are able to hold a spot for you in one of our classes. Here is what to expect with our application process:

1. Fill out your application (< 5min)
2. When you submit your application you will be asked to schedule a time for a short admissions interview with an advisor to talk about your experience, goals, and any questions or concerns you may have.
3. During your admissions interview you will be given a short coding assignment to complete and set up a follow-up call. (Don't worry, you don't need to know code yet.)
4. After finishing your coding assignment, you'll review it along with an admissions advisor in your follow-up call and receive your acceptance decision.
5. Once you've been accepted, all you need to do is make your deposit. You'll be enrolled in class and have access to your textbook and pre-work.

Ready to get started?

[Apply Now](#)